

WEEDS to TREES

A.Godburn

1/16/2016

Outline

- WHAT & WHERE are your sources
- LOCATING & COLLECTION
- PREPERATION
- SEALING & PAINTING
- ADDING FOLIAGE
 - Spring / Summer / Fall / Winter
- PLACEMENT
- Pros/Cons

BONUS: Cheap ground cover method

WHAT & WHERE

Golden Rod

Spirea

Sedum

Small Strand wire

Small plant roots

Pine cone

Twigs

Polyfiber

Lichen

Bottle Brush

If you know someone in the SouthWest: Texas sage bush

Road-Side

Open Fields

Flower Beds

Neighbor Yard

Store/Bank flowers

(but ASK first!)

Collection



Spirea



Sedum

Wait for FALL



Golden Rod

Astilbe,



Peppergrass

Pye weed (O/Gscale)



Babybreath

Have you looked at fake plants at Michaels?

PREP. --- Time for a field trip (literaly)

Select, Trim & Stick



Cheap GREEN paint



Left/Right/Top & BOTTOM



Caution: While in the field be aware of hunting season & dress correctly!

TRUNKs: Bunched trees
Tape, clay, calk, filler glue
Color: Gray or brown (flat)

FOLIAGE supplies



_____ WHAT YOU NEED _____
Lots of diluted white glue (~5:1 or more)
Deep pan for dipping
Pans of your foliage (one for each color)
Foliage colors, any manufacturer
Foam board to stick'em in



FOLIAGE addition






DIP & SOAK about 10s
Drain / let drip excess
Roll & sprinkle (sides, top, bottom)
Review
Stick it!
Let dry 24 hrs+



FOLIAGE addition



DIP &
Drain
Roll &
Review
Stick it
Let dry



PLACEMENT

Rule of 3




Astilbe



Ha! Trick (Woodland Scenics)

Sedum in Autum



PLACEMENT



Odd twig can make an interesting plant



Golden rod sprigs with white trunks become white birch trees!

Pros / Cons

Cheap to make

Easy to find

Easy to prepare

Can make lots of them in a short time

No two alike

Can only collect in Fall (plan)

Pollens can be a problem

Trunks are thin

Delicate

Ground cover

NWV Layout examples:

- Hill side at Mitchell Switch
- John/Chris at the Quarry

